



The Smena Molniya


Made in two versions: right and left handles.





Bottom view of the two models

Modernized Smena 8M Generation



Using the same project of original *Smena 8M* it was suggested an upgrade visual of the sacred camera. Only change in the outside face of the body, a new aerodynamic top and an stylized front name plate gives a new appealing shape to this champion of sales. So was born the *Smena 8-40* using the same frontal optics/shutter assembly.


At the time, *Beirette* of GDR was a great concurrent. They went down making a single speed and meniscus lens

That way was proposed a *Smena 8-35* with fixed focus 35mm lens, applying the shutter of an already built camera from our Consortium the EMPG called *Ami* which was copy of the Ferrania Eura.




Ami camera 6x6

Its optical finder was employed on the top unit of Smena Molniya.
In the following picture we see the appearance of the second version.



A new "chemistry" was again employed: a 0.8x Petri wide-angle adapter over the 8-35 made a 28mm wide angle camera. The variant employed the original five speed Smena shutter and two diaphragms 8 and 16. At the side the Petri wide and telephoto converters.




And what to do with the original Smena's big throat?

A new "chemistry" suggests adapting the full Lubitel optical and shutter unit making an excellent and affordable portrait camera. The 8-75 is the answer.




And what did you say about stereo? At this same year *Realist* was showing its short base stereo. Previously Leica and Contax had their models. Why not a low priced competitor? Twin meniscus optics from 8-35 in a modified Ami shutter created this short base stereo ideal for close-ups and flash photography. 1/30 speed with fixed f16 and filter thread 46mm for close-up lenses and neuter filters. This same idea I saw later in Loreo and Hugo de Wuij cameras and accessories.

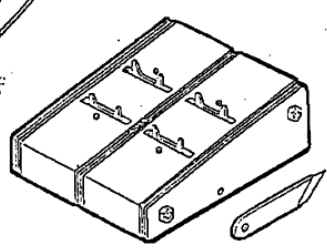
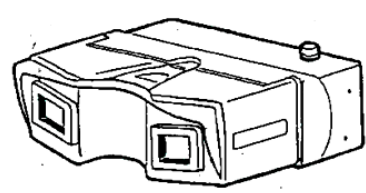

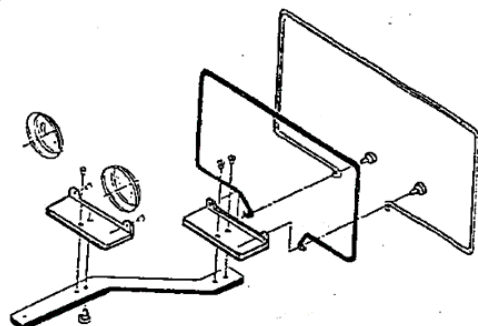


The 8-35 evolved in a high level camera The *Plastika Project*.

SMENA PLASTIKA STEREO UNIVERSAL




STEREO /



This project came to reality but only two prototypes were made. We had requests for much more but that was another story.



The Project Plastika renamed Vertex Stereo



Vertex Stereo rear view

Lubitel



Yashica telephoto converter kit on Yashica 124



Sun telephoto kit on Kalloflex



Sun telephoto kit for 6x6 (right) and 4x4 cameras (left)

The only manufacturer to propose converter for 4x4 cameras.



Sun Wide angle for 6x6



Rolleiflex presented huge and costly quality units in 0.7x and 1.5x adapters.





But recently Seagull of China put on market only the telephoto 1.5 X converter



Seagull GC15X TLR 1.5x Telephoto Lens



This extremely compact and low cost converter is the target of our later Lubitel telephoto camera.





Fish eye adapter and two types of technical sunshades







The technical sunshade is made of rigid aluminum adapts into 40.5 lenses and has internal screw for series VI accessories.








Wide angle 0.42X and macro lens with illuminator tube



Lubitel The New Generation




Above: Lubitel Telephoto. - Next page: Lubitel Wide angle SWC and built in flash with eye level finder.







Elektron Once the built -in flash camera



And feasible models. Below 35mm adaptation for studio composition



A miniature reflex for 4x4 pictures in 120 film.

And the Do-it-Yourself Honeyflex! A kit to the young !




"ORBITA" FAMILY OF CAMERAS:

ORBITA IS A PROJECT DEVELOPED FROM THE PREMISES OF BUILDING A PRIMARY CAMERA HAVING A INTERCHANGEABLE FUNCTIONAL BODY. THIS UNCOMMON BASIS ENABLES IT TO FULFIL FUNCTIONS UNCOMMON TO ALL OTHER ONES. IN ORDER TO MINIMIZE PRODUCTION COSTS, WE DECIDED TO USE READY-AVAILABLE PARTS.

THE "ORBITA" CAMERAS ARE:

PANORAMIC TYPES:

"TRIOPAN" THREE-FORMAT SHIFT PANORAMIC CAMERA



"TRIOPAN":

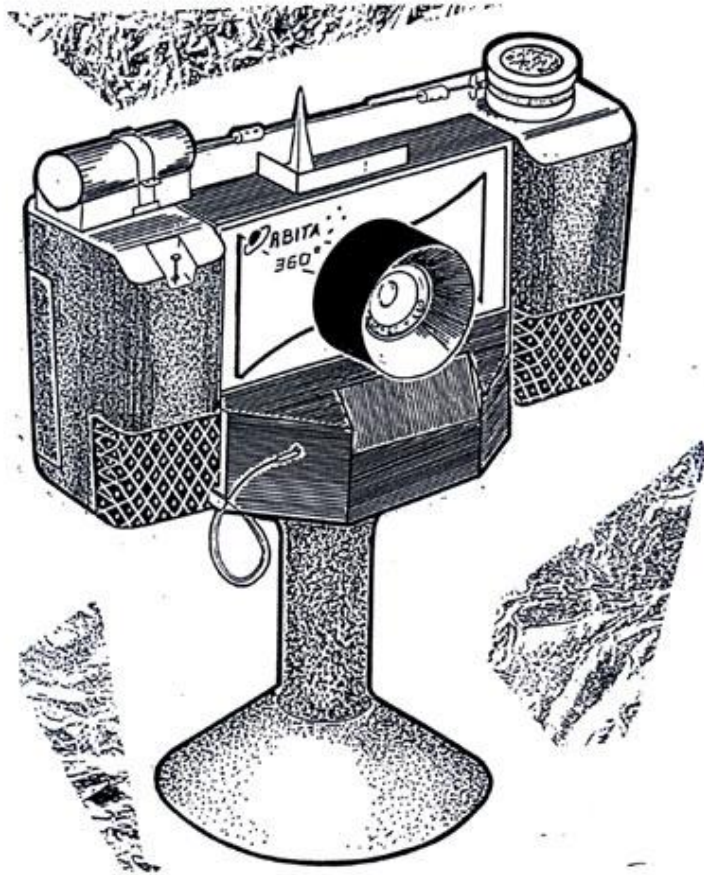
THREE-FORMAT WIDE-ANGLE CAMERA:

6 x 9cm WITH 90° COVERAGE & TOTAL SHIFT

6 x 12cm WITH 120° COVERAGE & HALF SHIFT

6 x 17cm WITH 140° COVERAGE & NO SHIFT


"HOLOPAN" ROUND-SHOT 360° PANORAMIC CAMERA



"HOLOPAN" :


ROUND-SHOT PANORAMIC CAMERA, UP TO 360° AT 52 x 320mm PICTURE FORMAT.

STEREO TYPES :



"SUPRA" :

STEREO 6 x 13cm REFLEX TYPE CAMERA WITH 75mm OPTICS, STANDARD EFFECT.




"MAGNA" :

STEREO 6 x 13 REFLEX TYPE CAMERA WITH 125mm OPTICS, PORTRAIT EFFECT.



"MELIOR" :

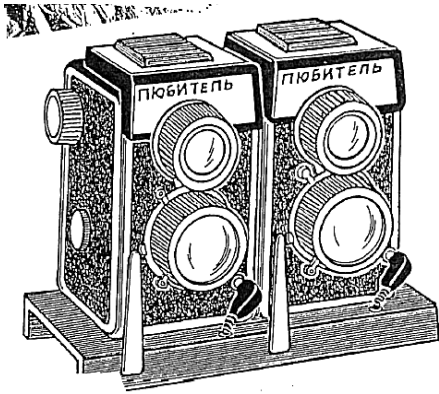
STEREO 6 x 13cm FRAME TYPE CAMERA WITH 40mm OPTICS, WIDE-
ANGLE EFFECT.



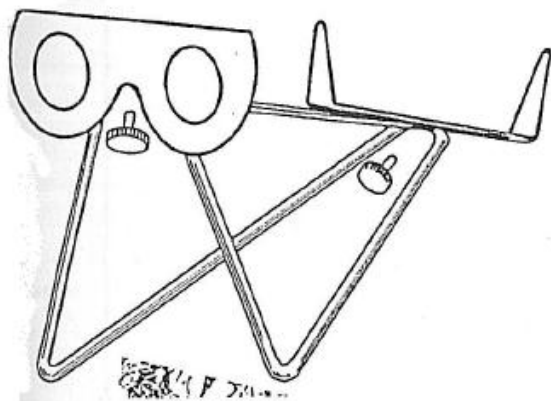
"PLUS" :

STEREO 6 x 13cm, FRAMED OBJECT ("BEVOR"-TYPE) FRAMER, WITH
70mm OPTICS, 1:4 MACRO EFFECT.

(SEVERAL OTHER TYPES CAN BE BUILT FOR SPECIAL-PURPOSE PHOTOGRAPHY)



Proposed stereo finder and Original Sputnik finder



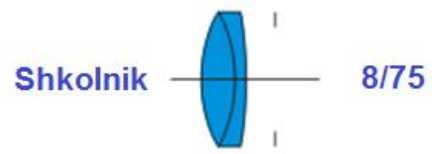


Our own SSV2 universal stereo finder 6x13 to 10x15cm.

These Oldies with its lenses



Simmetric



Achromatic

Plus this Novelty from Lomography





Belairgon 114 and 90mm

Let me dream about these possibilities:



Stereo Normal

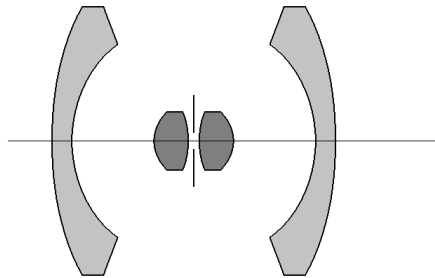


Stereo Wide and Stereo Macro






Orbita
Super
Wide
120°
53mm
f11





The Vertex Camera

A CÂMARA VERTEX



The Vertex Project was kicking my mind during several years. During this period I decided to develop this one in order to fulfill an unexplored market space. An it was born. In 1989 it was presented in th Sovetskoe Foto magazene and won a diplom. The existant model was fitted with Kiev 80 lens but our intention was to use less costly objectives. By this reason, I developed some lenses that would fit the camera and have a competitive price. The first idea was to use

already machined barrels to be used in Zenit cameras, adapting new lens elements that exeute out boot.

Now you can see what was done. Four pictures of the camera prototype itself with Kiev 88 Volna 3 lens.



Front view




Rear and upper view




And two lateral views



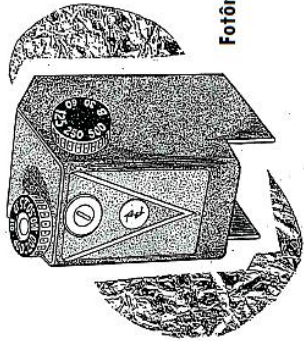
Conjunto Básico da Câmara Vertex




Objetiva Normal



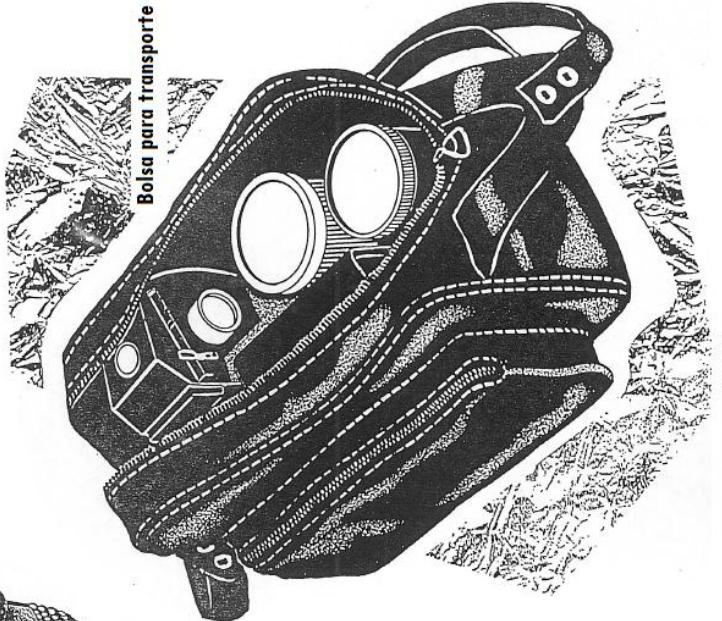
Câmara Vertex




Fotômetro (opcional)



**Filtro Polarizador
e
Lentes de aproximação**



Bolsa para transporte



Objetiva de Dupla Focal



Propulsor de cabo

The basic Vertex system

VERTEX Dados Técnicos


Tipo do corpo:	Plástico moldado com partes mecânicas em metal.
Tipo de filme:	120
Formato dos quadros:	6x6 cm com 12 imagens 4.5x6 cm com 16 imagens
Dimensões reais das imagens sobre o filme:	51.9 x 51.9mm (6x6) 39.6 x 51.9mm (4.5x6)
Dimensões da tela do visor:	51.0 x 51.0mm (6x6) 38.5 x 51.0mm (4.5x6)
Tela do visor:	Lente de Fresnel com centro em microprisma e marcação dos limites para ambos formatos.
Lupa de focalização:	3x - escamoteável.
Obturador:	Espelho/Obturador e bscula com retorno aps exposio.
Velocidades:	"B" 1/30, 1/60, 1/125, 1/250
Avano do quadro:	Por boto e janela vermelha, trava contra duplas exposies e guilhotina de proteo da janela.
Sincronizao:	X e F em 1/30 com sapata quente e tomada de sincronizao.
Propulsor de cabo:	Convencional com rosca de 1/8"
Trip:	Rosca de 1/4"
Ala tiracolo:	Furo de 1/8"
Montagem da objetiva:	Padro M42x1 Flange frontal substituvel para Pentacon Six / Kiev 6 ; Zenit 80 / Saliut / Kiev 88
Registro da objetiva (M42x1):	73.9mm
Compatibilidade:	Para todas a objetivas M42 em close-up. Com teleconverter especial 1.6X todas as objetivas vo ao infinito com 1.6x de ampliao.
Dimenses externas: (capuchon fechado)	H= 130; L= 120; P= 162 em mm

Technical data



Proposed lenses:

TRIKONAR

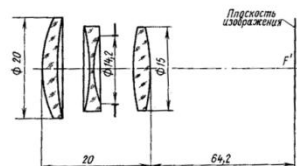


MODULOS :



INDUSTAR 58

OU



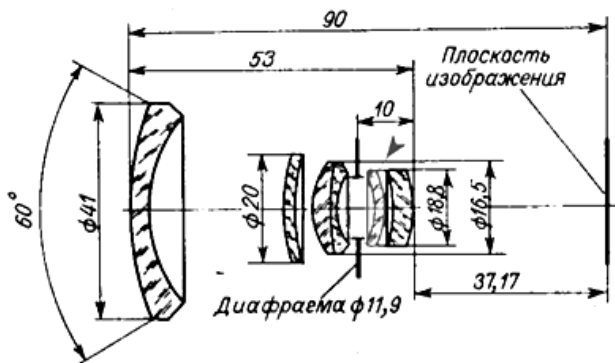
T-35

Trikonar Normal lens constructed from Helios 44 body with two options:

Industar 58 from Iskra or T-35 from Vypel.

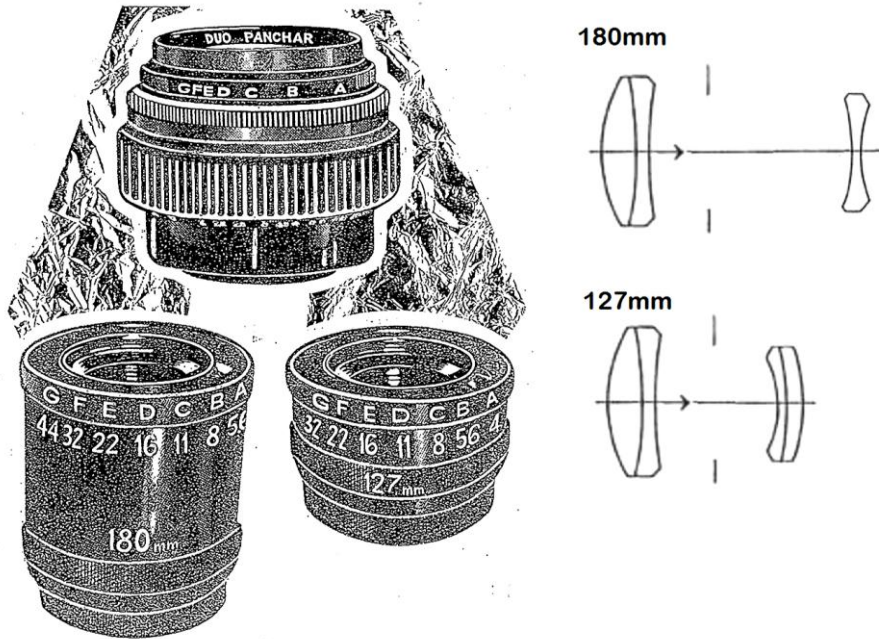


PLENAGON




Plenagon wide angle using all components of Mir 1 but having a correction of the second rear element. 5.6/65mm.

DUO-PANCHAR 180/127mm



Duo Panchar double focal 180 and 127mm respectively 4.0 and 3.5 openings telephoto using Jupiter 9 complete body and a telescope lens in the front element with two special rear lenses to fulfil their focal lengths.


Aureole 138mm. simple meniscus lens mounted in Jupiter 9 focusing barrel and stellar diaphragm. A set of special filters controls softness.



All lenses in M42x1 enable using an extension tube to fit them onto Zenit M42 body. Also a special 1.2X tele-converter permits using all Zenit lenses in Vertex bodies with infinity focus.



Transient tele-converter for using Zenit lenses in Vertex.

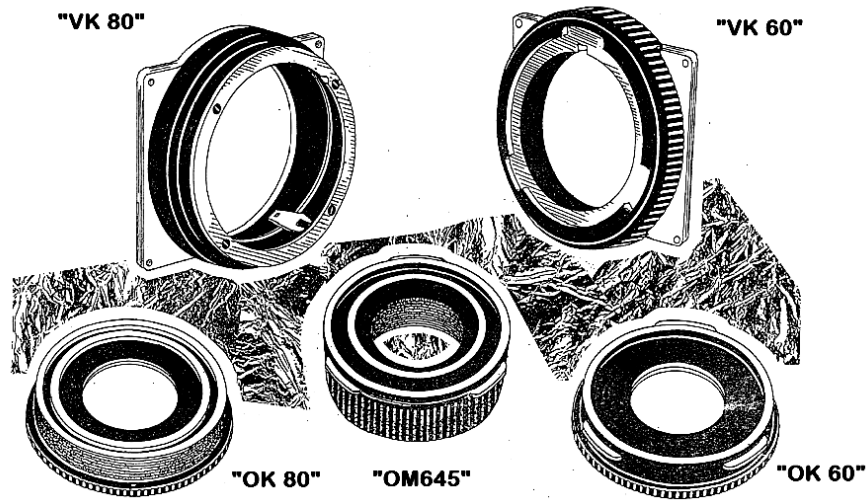


Industar -58 e T-35

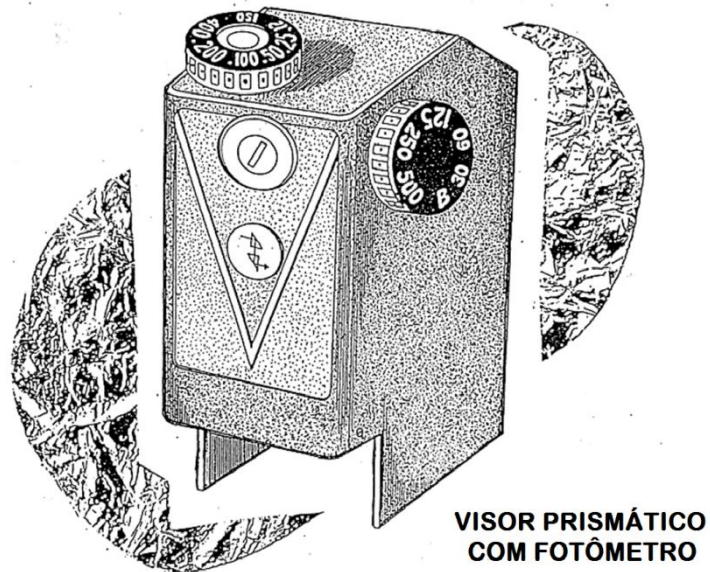


Original lenses Mir-1 Jupiter-9 and Helios-44-2

There is foreseen other project versatilityes such as flange changing for mounting Pentacon Six/ Kiev 6 , Kiev 80 and Mamiya 645 lenses.



An eye level finder is also foreseen. Without pentaprism uses only lens reversing system like Dollond telescope. Its case can receive the same exposure meter from Zenit 13 camera series.



Old pictures of the camera

Vega 12 lens







HEDRA the Future

Considering a date such as the hundred years of LOMO factory I believed this could not let to be remembered. Of course a book calling old reminds is the most natural thing. I thought a step further. From the last year I decided to make a new camera to commemorate the event. This camera should not be another camera. It should be a completely different camera, a new proposal, something different of everything that existed. This camera should be popular but must also be of high class. Must be a simple equipment to be produced at a low cost. Its visual must remember the classics. The camera also must last a lifetime and must be analogical because so was formed the LOMO name.

LOMO in Russia does not produce cameras anymore, but they survive in China factories through the same name based on Lomography efforts of Matthias Fiegl Wolfgang Stranzinger and Sally Bibawy and their staff.

Besides LOMO LC-A and LC-W and LUBITEL 166 + that are true heritage of the original LOMO of St. Petersburg, they produce simple and exotic cameras, that have in common the same ideas I posted in the Smena segment during our efforts in making Brazilian versions.

Trying to make an attractive camera, I was dealing with Canon Powershot case, Minolta CLE and Agfa Optima. None of them was satisfying my new ideas. That way I abandoned the way and went to a more classical camera. Something remembering a Leningrad or a Kiev 4. A truly classical camera. So was born the project Hedra. Why Hedra? - Hedra means Base in Greek; the base of a future the new base of a new concept.



From Canon Powershot G10



From Minolta CLE



From Agfa Optima (with LOMO 135 M lens and shutter)


Finally we came to a Classic. A larger body for a large frame: 29x67mm in order to satisfy all formats in lomography Film advance à la Leningrad removable front for a variety of shutters and lenses including stereo, panoramic, multiple frames and round shot. Telephoto, fish eye and everything you can imagine!

The Hedra became the Smena 100.



Camera preview

The Hedra project is a camera in its own way. Its project is absolutely unique similar to none. Its large frame format 30 x70mm is at same time compatible with both worlds 35mm and 6x6 cameras. At your choice Hedra can shoot in the 18x24, 24x36, and 30 x67. And the "showing sprockets" formats with 30mm width. Shoots conventional, panoramic, stereo, multiple frame, sequential, multiple focal length in a single shot, with any focal length lens through an easy change of masks and front plates.



The six frame sizes of Hedra camera

- 1) Half frame format 18x24mm or stereo 4x 18x24mm
- 2) Standard 24x36mm
- 3) Stereoscopic 2x 24x32mm
- 4) Three images stereo or individual pictures 3x 24x23mm
- 5) Panoramic size 2x68mm
- 6) Super Panoramic 24x70mm (diagonal 75mm)

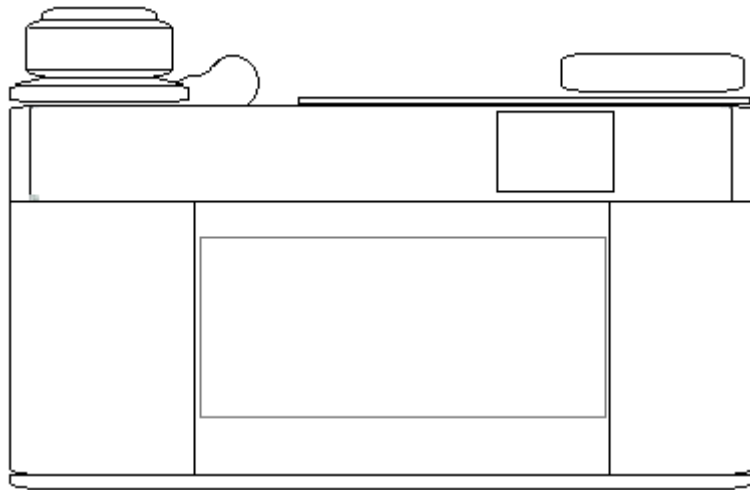
With the standard 24x36 size we can apply classical camera layout and special lensed display of Lomography cameras such as Super Sampler, Action Sampler, Octomat, POP 9, Holga 135 TIM, and three types Robot Disderio .

With Super Panoramic size we can apply the Nimslo four lens system, the three lensed Image tech and the large Rensha Cardia display. Also a four lens system combining two details, a panoramic and a side telephoto detail picture as shown in the under view picture.

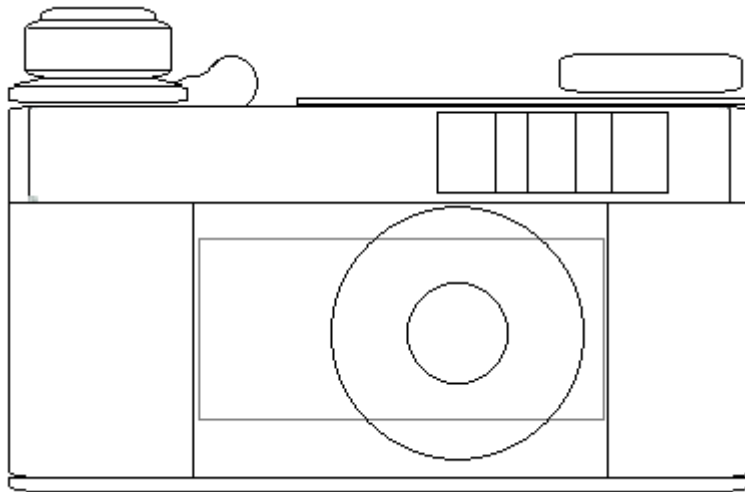


The extra thin body opens capabilities to use small focal lengths lenses from LOMO LCA, LC-W, Chaika and Agat. The large size throat permits a great variety of shutters with a good choice of mechanical mountings. The largest possible diagonal of frame turns it compatible to everything available in the market lens and shutter combinations. An extreme simplification of its mechanics allied to a good choice of materials turns it reliable and indestructible. Everything at the size and a look of a Classic. A camera to grow-up!

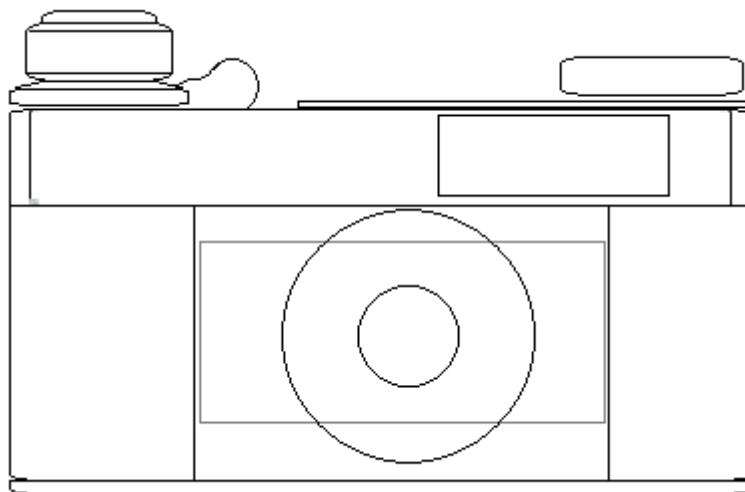
We propose two type of shutters: The Lubitel shutter for the higher class and the Holga shutter for a low cost camera. An extra top class could use the Seagull 4 shutter, of course other types could eventually be used. With such shutters, we have immediate the following.... See the schematic mountings:



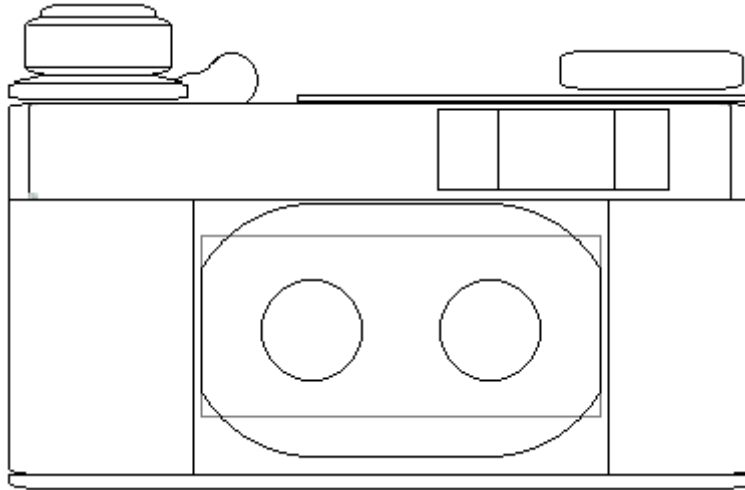
Showing the large mouth



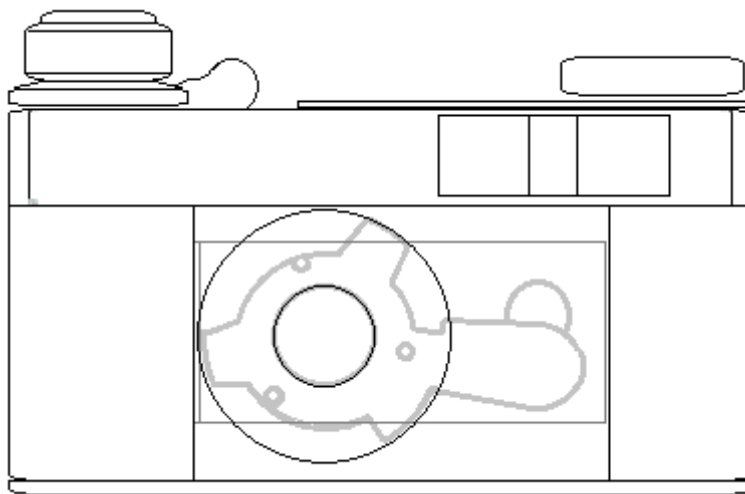
Shutter mount for single frame



Shutter mount in panorama mode



Stereo shutter mounted on camera



Shutter mount for very small lenses

Lens borrowing capabilities... and accessory system access:



LOMO LCA and LOMO LC-W



Smena series and LOMO 135 VS or M



Lubitel 166 and La Sardina



Sprocket Rocket



Vivitar tele and wide angle



Chaika and Agat



Fisheye and Diana Mini



Holga 35 and Holga 135 TIM

... and adapt these lens/shutter combinations to new functiona:



Super Sampler and Octomat



POP 9 and three types Robot Disderio Action





Action Sampler and Nimslo



Nishika and Image Tech



Fuji Rensha Cardia two models

... and accessory system access:



Holga Fish-eye lens



Holga fish-eye finder



Holga Wide angle Converter



Holga Telephoto converter



Holga macro lens kit



Holga Close-up lens kit



Cable release



Holga Fish-eye lens FEL for HL series



Holga HL lens series 25 and 60mm and Pinhole



Tunnel lens with macro and Wideangle for LC-A




Universal wide angle and macro lens



Holga filter kit and flash





The Smena 100 (Hedra) has compatibility with Diana Lens System through the change of front panel.



Diana F+ Camera



Diana Strobe



Strobe Adapter



Universal Finder



Fisheye Finder



Splitzer



High quality standard lens



Diana F+ 20mm Fisheye Lens



Diana F+ 38mm Super-Wide lens




Diana F+ 55mmx Wide-Angle and close-up Lens



Diana F+ 110mm Telephoto Lens


The HEDRA Body and construction.





Extra thin front plate-to-film only 18mm.










Film in large frame (30x70mm) without masks.



Complete set of body parts without springs.

No shutter or lens.